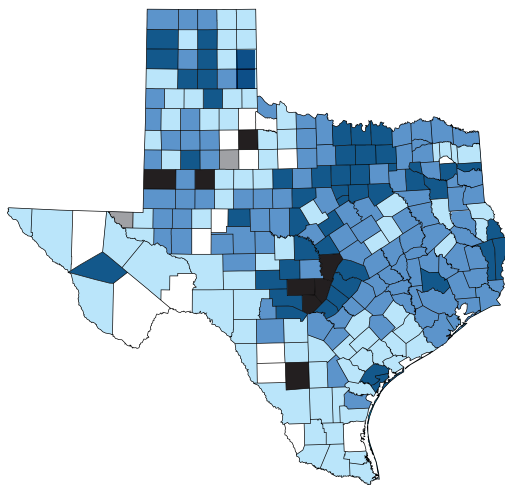


THE STATE OF VACCINES IN TEXAS



Vaccination rates are decreasing across Texas, as seen in rapidly rising non-medical exemption rates for school vaccine requirements. They are now 27 times higher than they were in 2003, the year that the Texas Legislature loosened the requirements on school vaccines.¹


Currently, Texans can apply for non-medical exemptions based on conscientious or religious beliefs. Low vaccination rates put the entire state and region in danger, as outbreaks of vaccine preventable disease are more likely to occur in areas with low vaccination rates.



PERCENT OF K-12 STUDENTS WITH A CONSCIENTIOUS EXEMPTION ON FILE FOR AT LEAST ONE VACCINE

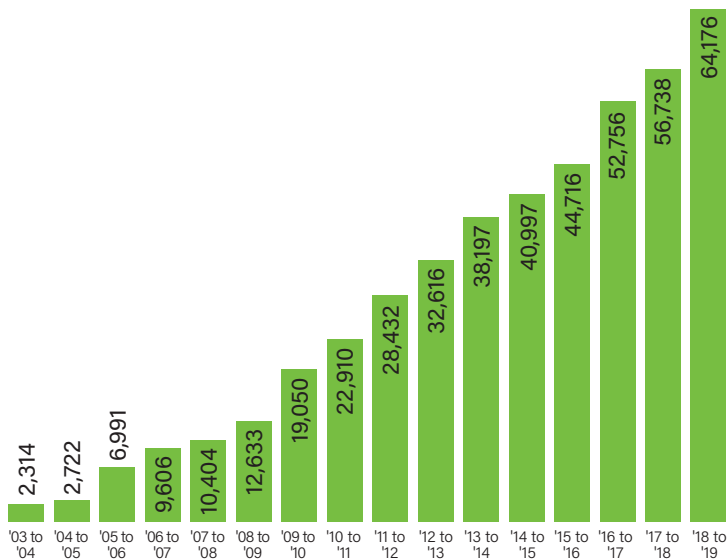
Percent of Students in K-12 with a Conscientious Exemption

Reported by County, 2018-19 School Year



Source: DSHS Immunization Unit, April 2019

NUMBER OF NON-MEDICAL EXEMPTIONS IN TEXAS PUBLIC AND PRIVATE SCHOOLS²



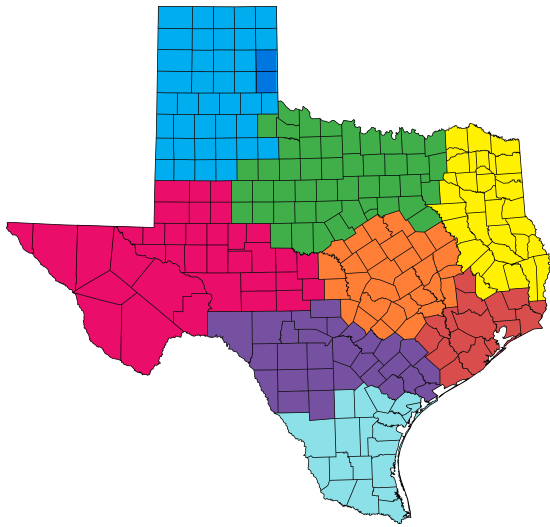
Real Life Impact

1 out of 6 Texas school districts have measles vaccination rates below the community immunity threshold,³ which is the combined immunity of a community that protects those too young to be vaccinated and those who are immunocompromised against preventable diseases.

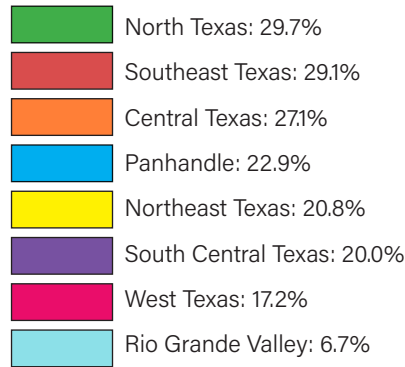
While measles vaccination rates are low, 9 out of 10 Texas parents agree that all public school children should have their required vaccines before attending school.⁴ However, because of low immunization rates and non-medical exemptions in schools, the community is left exposed to disease.

Reference

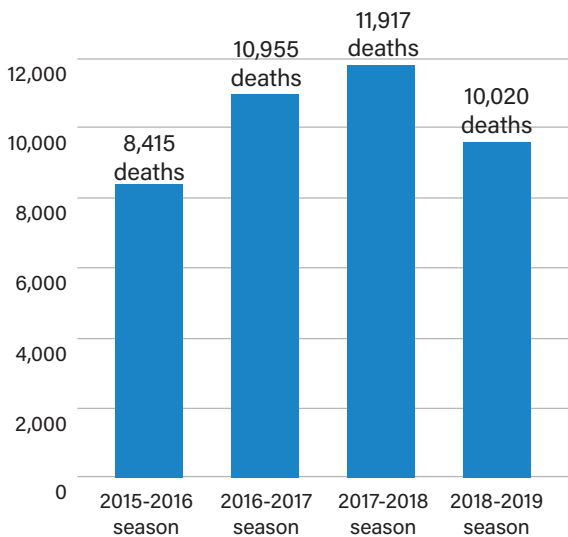
- ¹ Tex. Dep't St. Health Serv., Vaccination Coverage Levels in Texas Schools (May 8, 2019), <https://www.dshs.texas.gov/immunize/coverage/schools/>.
- ² Tex. Dep't St. Health Serv., Vaccination Coverage Levels in Texas Schools (May 8, 2019), <https://www.dshs.texas.gov/immunize/coverage/schools/>.
- ³ The Immunization Partnership, Report on the State of the State 37 (Dec. 2018), https://immunizeusa.org/static/immunize/media/503137/tip_2018-report-rgb-web.pdf
- ⁴ The Immunization Partnership, Report on the State of the State 39 (Dec. 2018), https://immunizeusa.org/static/immunize/media/503137/tip_2018-report-rgb-web.pdf



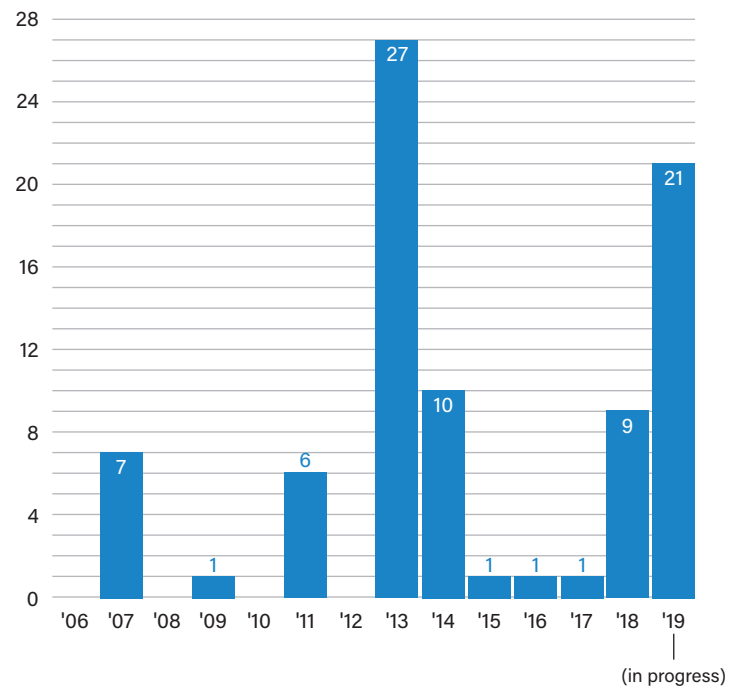
PERCENTAGE OF INDEPENDENT SCHOOL DISTRICTS WITH MEASLES VACCINATION RATES BELOW COMMUNITY IMMUNITY THRESHOLD⁵



FLU-RELATED DEATHS IN TEXAS, 2015-2019⁶



MEASLES CASES IN TEXAS; 2006-2019⁷



We cannot accept this in Texas. Here's what you and your team can do:

- **SUPPORT** pro-public health and pro-vaccine legislation
- **OPPOSE** efforts to loosen immunization requirements
- **EDUCATE** your community on the importance of vaccinations and receiving them on time
- **AMPLIFY** local campaigns by spreading the word via social media

Reference

⁵ The Immunization Partnership, Report on the State of the State 65-74 (Dec. 2018), https://immunizeUSA.org/static/immunize/media/503137/tip_2018-report-rgb-web.pdf.

⁶ Tex. Dep't St. Health Serv., Texas Influenza Surveillance Report (Oct. 4, 2019), <https://www.dshs.state.tx.us/IDCU/disease/influenza/surveillance/2019.aspx>.

⁷ Tex. Dep't St. Health Serv., Measles 2019 (Jul. 30, 2019), <https://www.dshs.texas.gov/IDCU/disease/measles/Measles-2019.aspx>.